



Alembic Pharmaceuticals Limited

Investor presentation – June 2020

BSE & NSE: APLLTD

Milestones



1907	Established by Amin family
2006	FDA approves API facility
2007	Acquired Dabur's Indian Cardiology, GI and Gynaecology brands
2008	FDA approves Formulation facility
2010	Pharmaceuticals business demerged from Alembic – APL listed
2012	Formed a JV, Rhizen, for NCE research
2013	Launched first NDA with a partner Commenced filing in EU, Australia and Brazil
2015	Launched Aripiprazole on day-1. Established US front-end: transition to direct marketing
2016	Formed a JV, Aleor, for dermatology portfolio
2017	Acquired Orit Laboratories LLC, USA
2018	FDA approves Aleor's dermatology facility Highest ever investment commitment across four new manufacturing facilities
2019	Formed a JV, to enter China, FDA approves Oncology oral solid facility
2020	US front-end achieved milestone of crossing \$ 250 Mn Sales in FY20

Financial Highlights



INR Bn

Particulars	Q1 FY21	Q1 FY20	Growth	YTD FY20
Net Sales	13.41	9.49	41%	46.06
EBIDTA Pre R&D	5.49	3.31	66%	18.15
<i>Margin %</i>	<i>41%</i>	<i>35%</i>		<i>39%</i>
R&D	1.41	1.39	2%	6.45
<i>R&D %</i>	<i>11%</i>	<i>15%</i>		<i>14%</i>
EBIDTA Post R&D	4.16	2.00	108%	12.13
<i>Margin %</i>	<i>31%</i>	<i>21%</i>		<i>26%</i>
Net Profit	3.01	1.24	144%	8.29
Capex	1.42	1.74		6.97
Debt-Equity (Net)	0.33	0.35		0.52

Business snapshot – Q1FY21

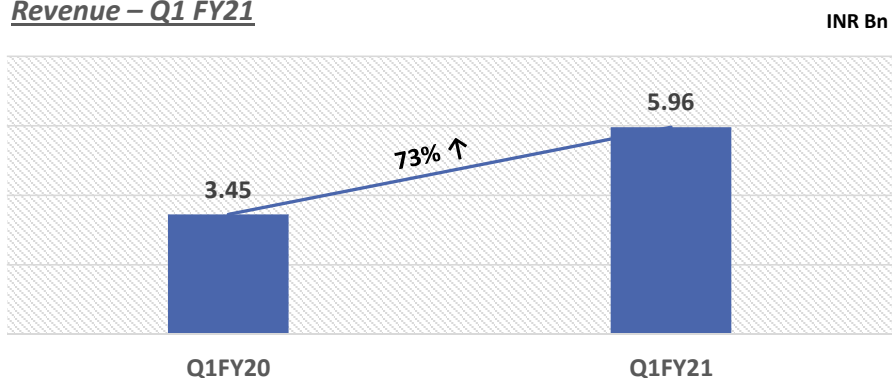


	Formulations			API	Total
	Generics		Branded		
	US	Ex-US	India		
Revenue Q1FY21 (INR Bn)	5.96	1.75	3.06	2.64	13.41
Q1FY21 Revenue Contribution					
Growth Q1FY21 over Q1FY20	↑ 73%	↑ 62%	↓ -6%	↑ 54%	↑ 41%
Growth Q1FY21 over Q4FY20	↑ 3%	↑ 32%	↓ -11%	↑ 70%	↑ 11%

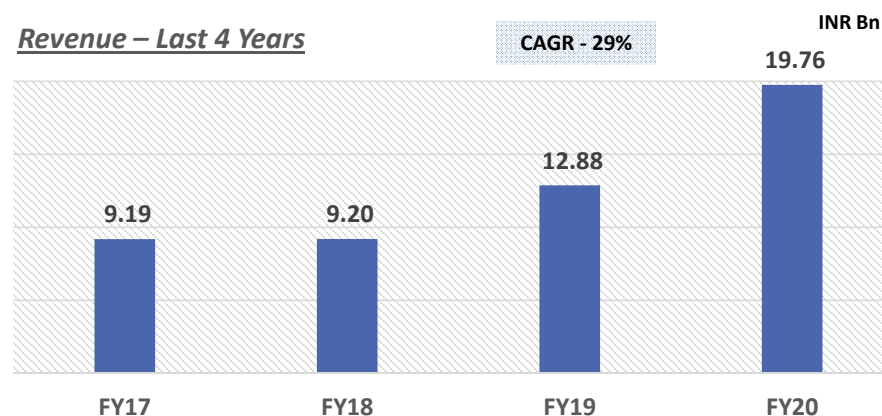
US Generic



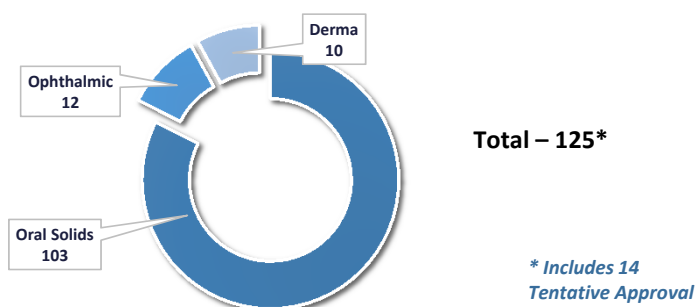
Revenue – Q1 FY21



Revenue – Last 4 Years



Approved ANDAs



- Well-established US front end having strong customer base
- Expanded our capabilities to deliver a diverse portfolio to the US market
- 72 products launched through the US front end (3 launched in Q1FY21), 7 products are on partner label
- 5 products planned to be launch in Q2FY21

Q1 FY21 : - 8 ANDA Filings, 4 Final Approvals

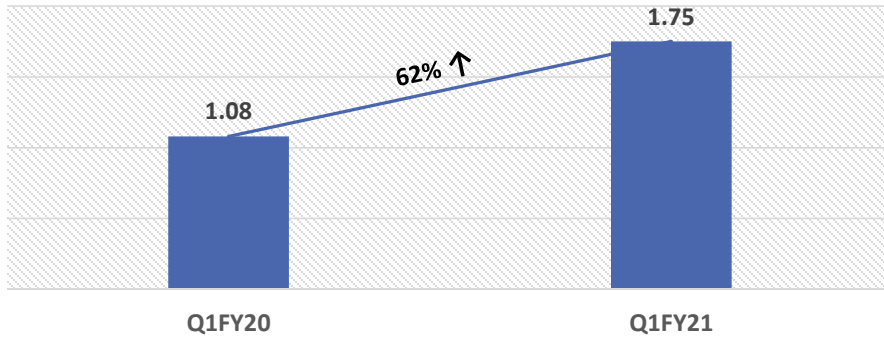
Cumulative : - 191 ANDA Filings, 125 Approvals* and 79 Products Launched so far

Ex-US Generics



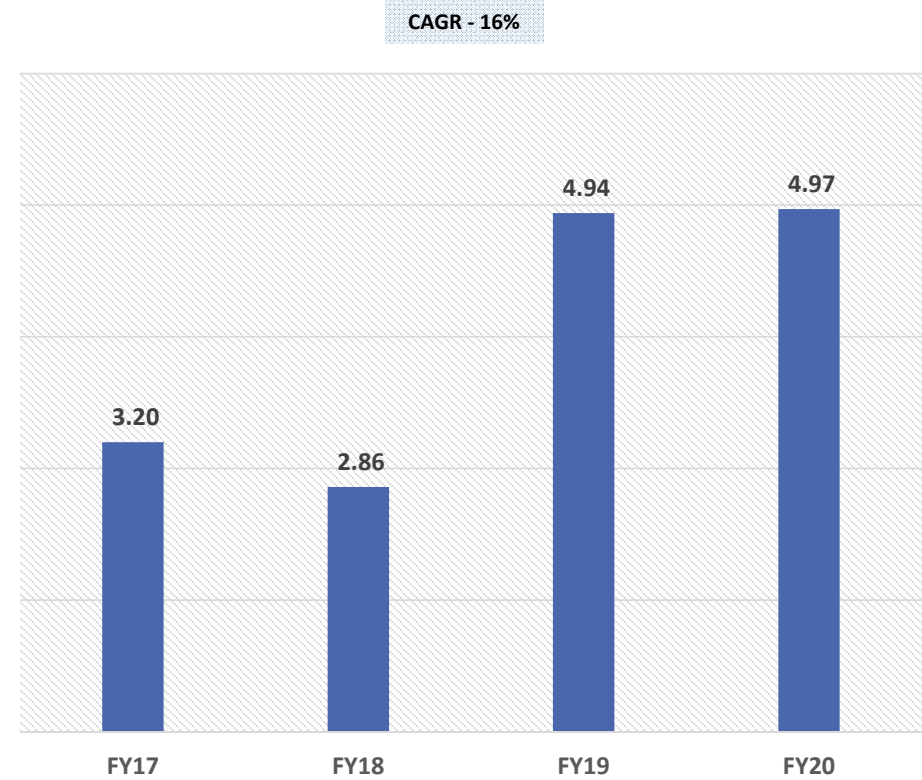
Revenue : Q1 FY21

INR Bn



Revenue – Last 4 Years

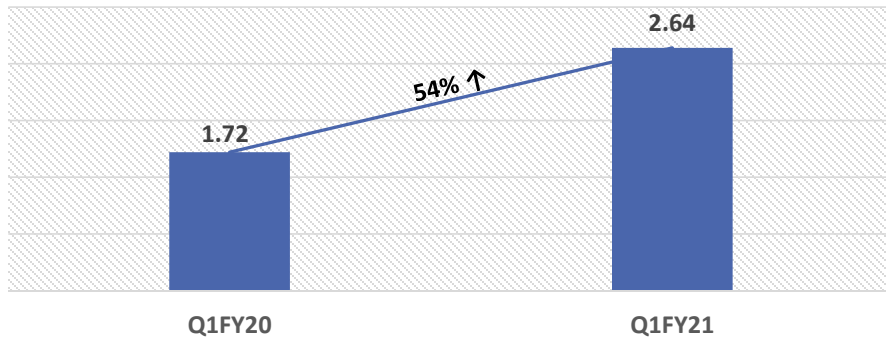
INR Bn



- Ex-US driven by partnership
- Presence in following markets
 - Europe, Canada, Australia, Brazil and South Africa
- The business will focus on new launches across key markets
- Plant successfully audited by key regulatory authorities across the globe

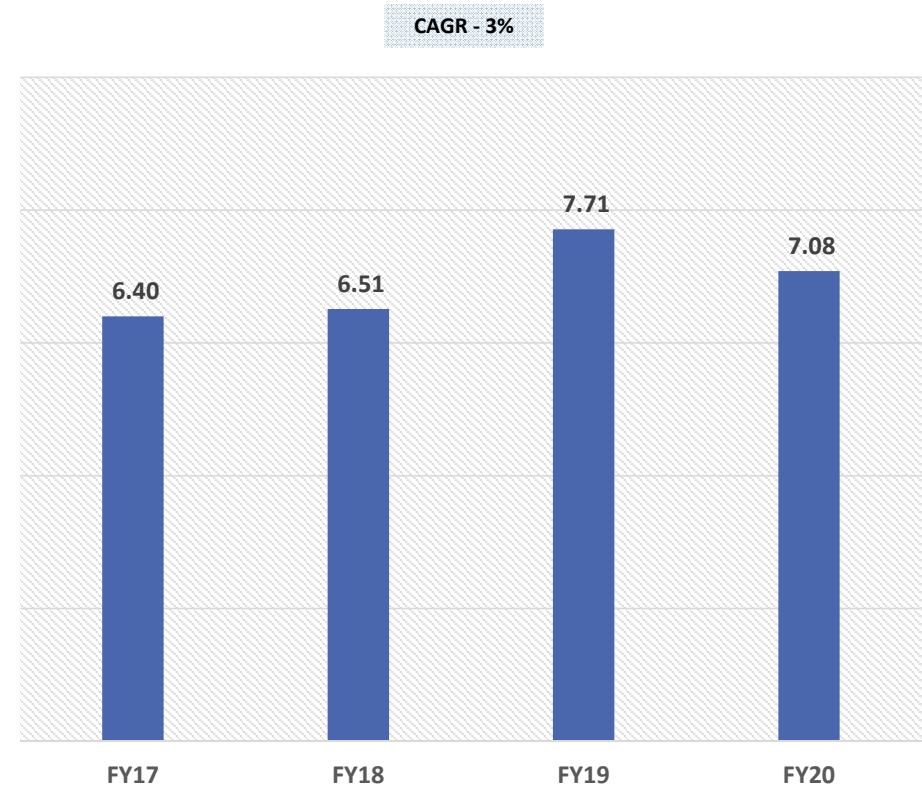
Revenue : Q1 FY21

INR Bn



Revenue – Last 4 Years

INR Bn

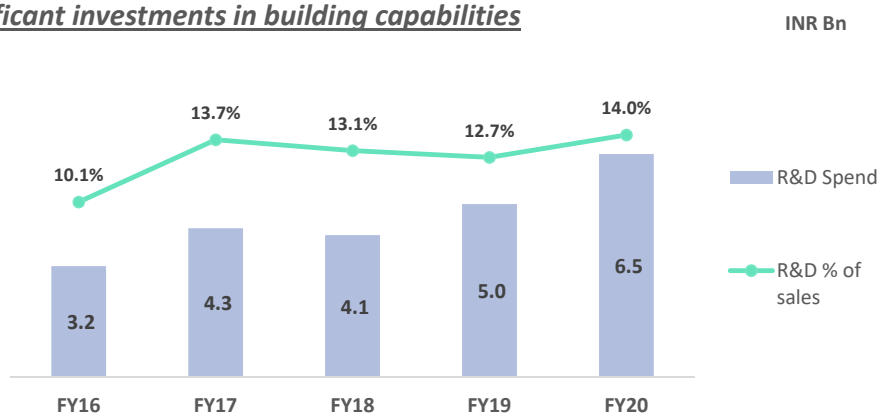


- Sales across geographies as preferred supplier
- Investing in plants to create additional capacities
- FDA Compliant plants
- State of the art R&D center and Process development lab
- 109 DMF filings on cumulative basis

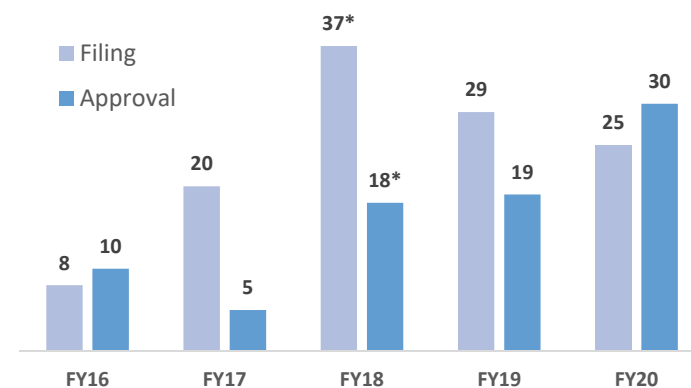
R&D



Significant investments in building capabilities



ANDA – Accelerated filings & approvals



* 11 Filings & 7 Approvals were contributed by acquisition of Orit,US in FY18

Diversified Portfolio

Dosage Form	FY15	FY20
Oral Solids	✓	✓
Injectable	✗	✓
Oncology	✗	✓
Dermatology	✗	✓
Ophthalmology	✗	✓
Biologics	✗	✗
NCEs	✓	✓

R&D Capabilities

Formulation : Vadodara, Hyderabad and USA

API : Vadodara and Hyderabad

Bio Centre : Vadodara

1200+ R&D employees with diverse skill sets

State of the art facilities and infrastructure



Location	Dosage Form	Audit/Filing status
International Generics		
F1 – Panelav	General Oral Solids	Mar'20*
F2 – Panelav	Oncology Oral Solids	Jun'19*
	Oncology Injectables	H2FY21#
F3 – Karkhadi	General Injectables	Jan'20#
	Ophthalmic	
F4 – Jarod	General Oral Solids	Jun'20#
Aleor (JV) - Karkhadi	Various derma forms	Jan'20*
API		
API I & II – Panelav		Dec'18*
API III – Karkhadi		Jan'20*

* Last USFDA Inspection
Filing/Expected filing



F2 - Panelav



F3 - Karkhadi



F4 - Jarod



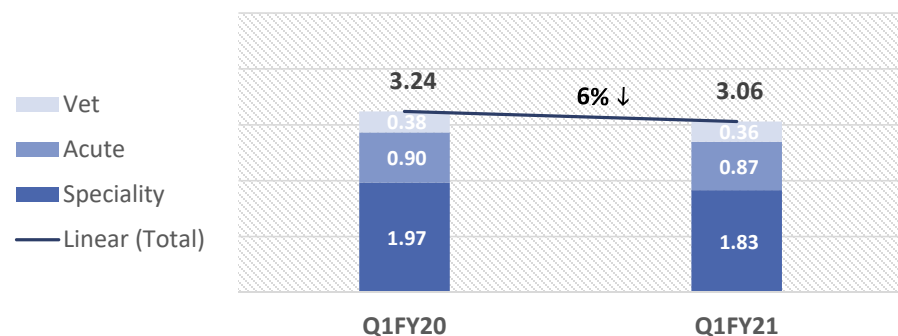
Aleor (JV) - Karkhadi

Branded Business



Revenue – Q4 FY20

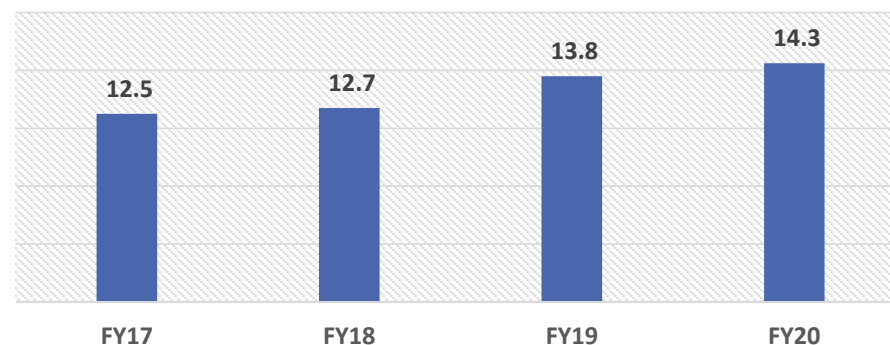
INR Bn



Revenue – Last 4 Years

CAGR - 4%

INR Bn



Marketing organization

- 5000 + Marketing team
- 17 Marketing divisions
- 16.75% Product portfolio in NLEM
- Caters to around 1,75,000 Doctors in India

Manufacturing facility

- Sikkim

Key achievements

- 3 Brands in top 300
- Market share is 1.5% of Indian Pharma space

Growth drivers

- Emphasis on Specialty segment
- 93% new launches in specialty

Therapy-wise Performance Q1 FY21

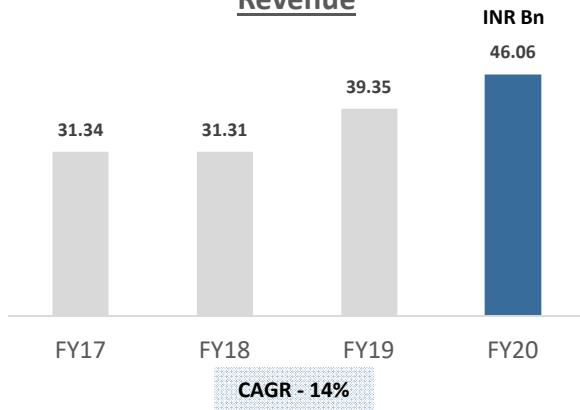


Therapy (%)	Q1 FY21				Q1 FY20			
	Therapy Growth % (ORG)	Market Share % (ORG)	Alembic Growth % (ORG)	Alembic Growth % (PRIM)	Therapy Growth % (ORG)	Market Share % (ORG)	Alembic Growth % (ORG)	Alembic Growth % (PRIM)
Cardiology	12	2.1	11	19	12	2.1	8	1
Gynecology	-11	2.7	-17	-30	13	2.9	9	5
Gastrology	-8	1.5	-7	-1	9	1.4	0	-20
Anti Diabetic	10	1.5	7	10	14	1.6	6	0
Orthopaedic	-10	0.9	-20	-32	11	1.0	19	2
Nephro / Uro	-6	2.2	5	15	13	2.0	1	-18
Ophthalmology	-19	1.1	-37	-48	13	1.5	8	17
Dermatological	-5	0.2	-56	-63	9	0.4	8	-13
Anti Infective	-25	3.6	0	3	11	2.7	8	-6
Cold & Cough	-5	4.0	-19	-25	6	4.7	10	4
OVERALL	-5	1.4	-6	-7	11	1.4	8	-4

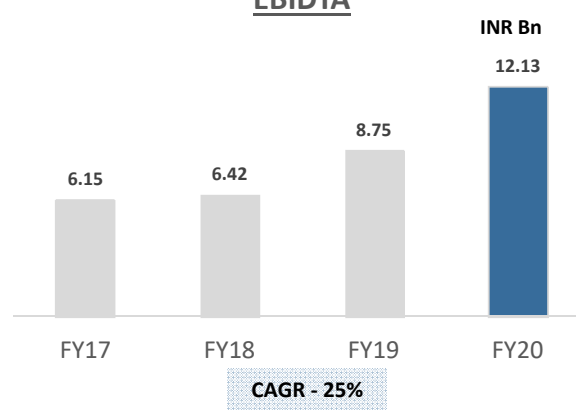
Financials : *Generating consistent returns*



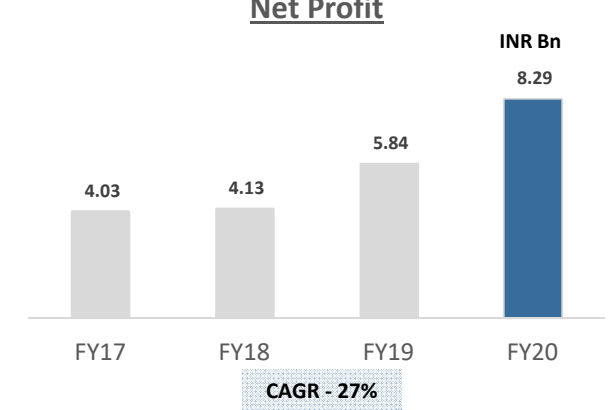
Revenue



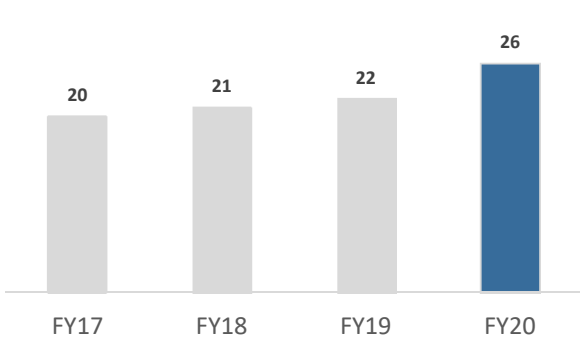
EBIDTA



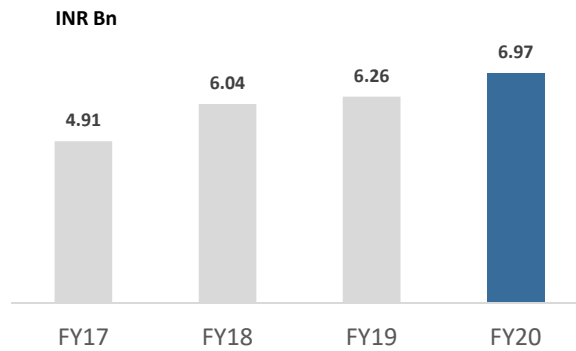
Net Profit



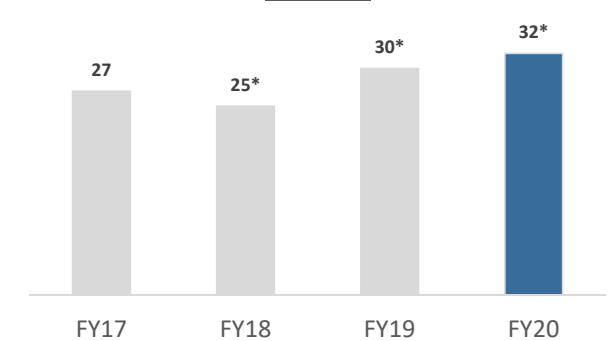
EBIDTA margin %



Capex



ROCE %



* Capital excludes New Projects

Thank you



Safe Harbour Agreement:

Materials and information provided during this presentation may contain 'forward-looking statements'. These statements are based on current expectations, forecasts and assumptions that are subject to risks and uncertainties which could cause actual outcomes and results to differ materially from these statements.

Risks and uncertainties include general industry and market conditions and general domestic and international economic conditions such as interest rate and currency exchange fluctuations. Risks and uncertainties particularly apply with respect to product-related forward-looking statements. Product risks and uncertainties include, but are not limited, to technological advances and patents attained by competitors, challenges inherent in new product development including completion of clinical trials; claims and concerns about product safety and efficacy; obtaining regulatory approvals; domestic and foreign healthcare reforms; trend towards managed care and healthcare cost containment and governmental laws and regulations affecting domestic and foreign operations.

Also, for products that are approved, there are manufacturing and marketing risks and uncertainties, which include, but are not limited, to inability to build production capacity to meet demand, unavailability of raw materials and failure to gain market acceptance.

